




# MASTER PLAN OF SUI GAS HOUSING SCHEME PHASE - 1 - LAHORE

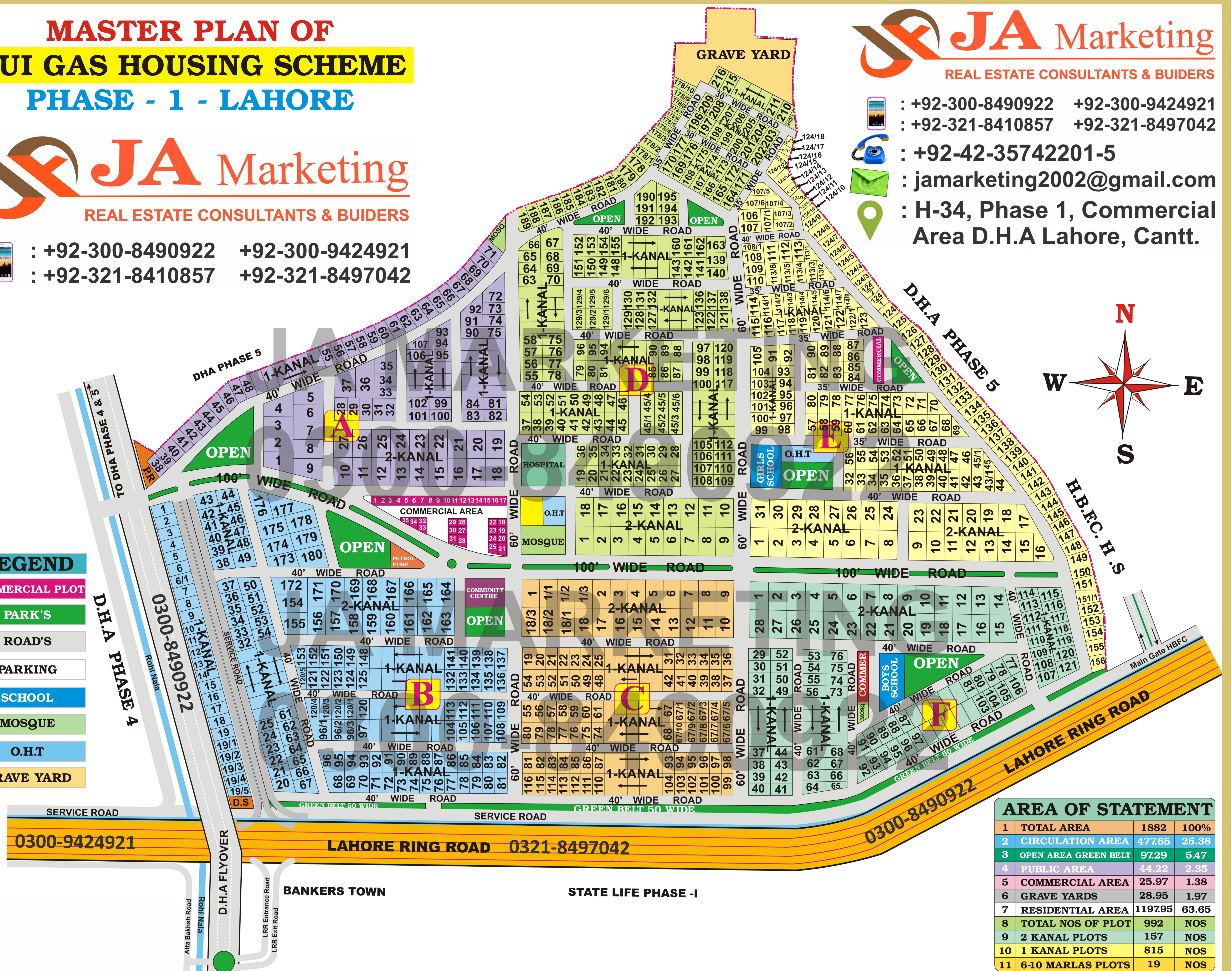


 : +92-300-8490922    +92-300-9424921  
 : +92-321-8410857    +92-321-8497042



 : +92-300-8490922    +92-300-9424921  
 : +92-321-8410857    +92-321-8497042  
 : +92-42-35742201-5  
 : jamarketing2002@gmail.com  
 : H-34, Phase 1, Commercial Area D.H.A Lahore, Cantt.

LEGEND	
	COMMERCIAL PLOT
	PARK'S
	ROAD'S
	PARKING
	SCHOOL
	MOSQUE
	O.H.T
	GRAVE YARD



AREA OF STATEMENT			
1	TOTAL AREA	1882	100%
2	CIRCULATION AREA	47765	25.38
3	OPEN AREA GREEN BELT	97.29	5.47
4	PUBLIC AREA	44.22	2.35
5	COMMERCIAL AREA	25.97	1.38
6	GRAVE YARDS	28.95	1.97
7	RESIDENTIAL AREA	1197.95	63.65
8	TOTAL NOS OF PLOT	992	NOS
9	2 KANAL PLOTS	157	NOS
10	1 KANAL PLOTS	815	NOS
11	6-10 MARLAS PLOTS	19	NOS