
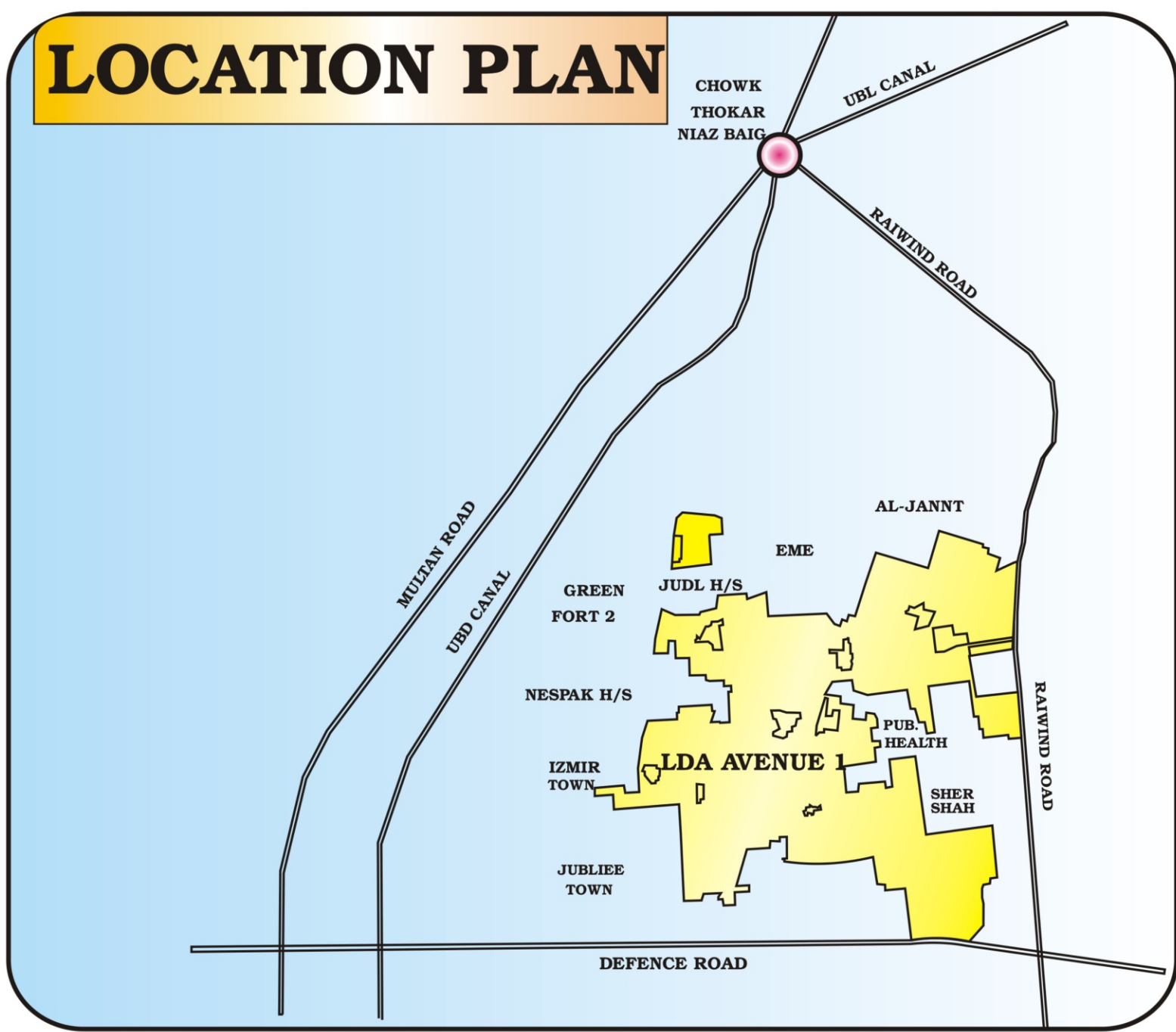


Government Employees Housing Scheme  
**LDA AVENUE-1**  
 PROPOSED SCHEME PLAN

ONE



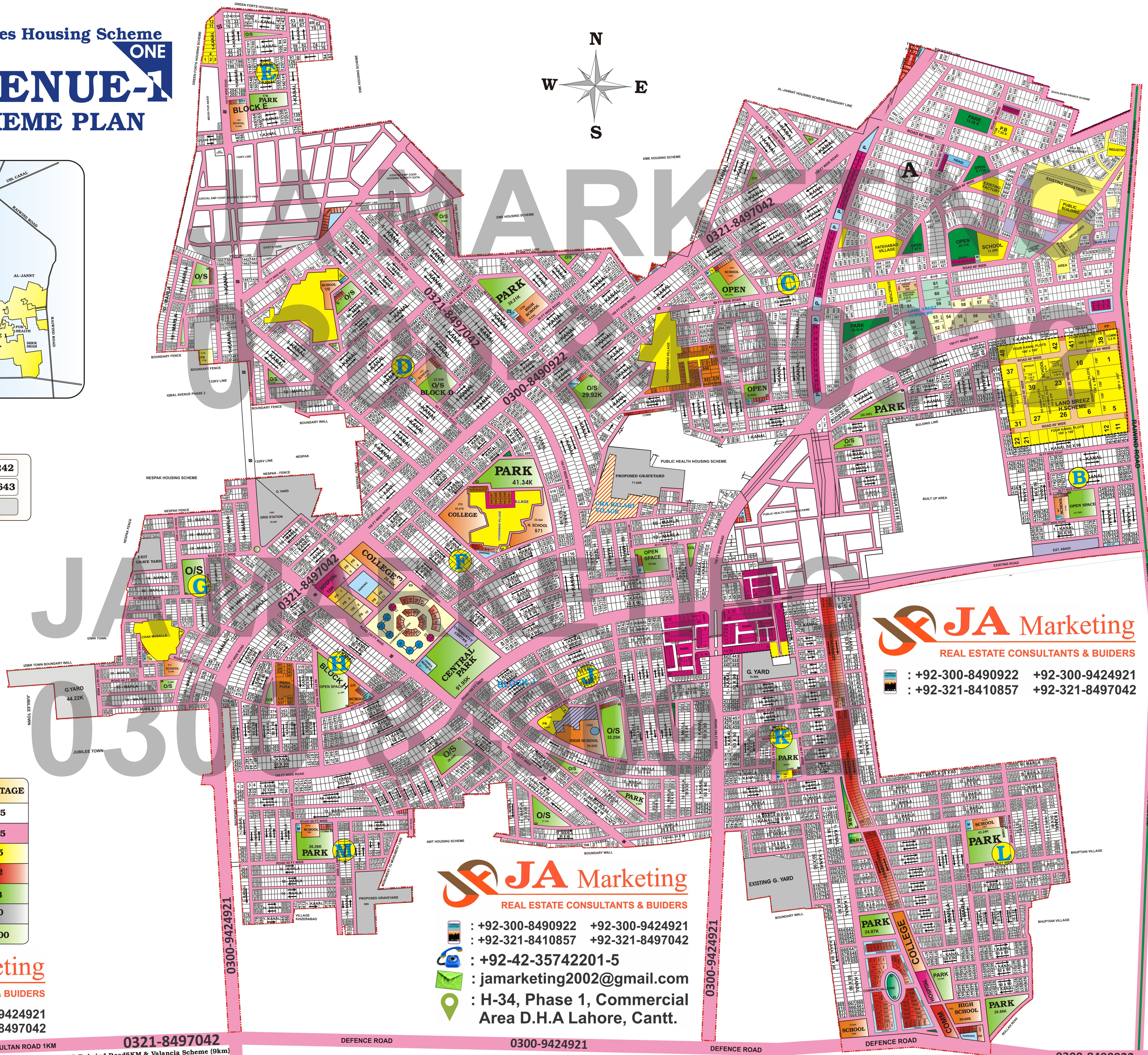
**TOTAL PLOTS**

10 MARLA .....	6,242
1 KANAL .....	5,643
<b>GRAND TOTAL</b>	<b>11,885</b>

- LEGEND**
- RESIDENTIAL PLOT
  - COMMERCIAL PLOT
  - PARK'S
  - ROAD'S
  - PARKING
  - SCHOOL
  - MOSQUE
  - PUBLIC BUILDING
  - GRAVE YARD

**LAND USE**

DESCRIPTION	AREA (KANAL)	PERCENTAGE
1 RESIDENTIAL	8,972.00	56.45
2 ROADS	4,729.02	29.75
3 PUBLIC BUILDINGS	453.32	2.85
4 COMMERCIAL AREA (INCL. PARKING)	305.39	1.92
5 OPEN SPACE (INCL. GREEN BELT)	1,116.65	7.03
6 GRAVEYARD	318.62	2.00
<b>TOTAL</b>	<b>15,895.00</b>	<b>100.00</b>



**JA Marketing**  
 REAL ESTATE CONSULTANTS & BUIDERS

+92-300-8490922 +92-300-9424921  
 +92-321-8410857 +92-321-8497042

**JA Marketing**  
 REAL ESTATE CONSULTANTS & BUIDERS

+92-300-8490922 +92-300-9424921  
 +92-321-8410857 +92-321-8497042

**JA Marketing**  
 REAL ESTATE CONSULTANTS & BUIDERS

+92-300-8490922 +92-300-9424921  
 +92-321-8410857 +92-321-8497042  
 +92-42-35742201-5  
 jamarketing2002@gmail.com  
 H-34, Phase 1, Commercial Area D.H.A Lahore, Cantt.